



District Report Card: 2017


State: Andhra Pradesh	District: East Godavari
Class: 3	Subject: Language
Schools: 54	Students: 809


Participation/Coverage


Students

GENDER 	Boys		Girls	
	Number	%	Number	%
	351	43.39	458	56.61

AREA 	Rural		Urban	
	Number	%	Number	%
	653	80.72	156	19.28

CATEGORY 	SC		ST		OBC		GEN	
	Number	%	Number	%	Number	%	Number	%
	158	19.53	61	7.54	473	58.47	117	14.46

CWSN 	LD	VI	HI	S&LD	ID	Oth
	3	1	0	1	4	15

Management 	Government		Government-aided	
	Number	%	Number	%
	751	92.83	58	7.17

Average Performance of Students in Language (%)

Overall	Gender		Area		Management		Social Group			
	Male	Female	Rural	Urban	Govt.	Aided	SC	ST	OBC	GEN
80.87	80.21	81.37	81.74	77.22	82.11	64.71	80.34	80.00	80.62	83.02

Performance on Learning Outcomes (LOs)

Learning Outcomes	Description	Average Performance(%)
L304	Reads small texts with comprehension i.e., identifies main ideas, details, sequence and draws conclusions	79.43
L312	Reads printed scripts on the classroom walls: poems, posters, charts etc.	83.73

Range of Performance of Students who Answered Correctly							
Below 30%		30% - 50%		50% - 75%		Above 75%	
Number	%	Number	%	Number	%	Number	%
22	2.72	38	4.70	198	24.47	551	68.11

Lowest Performing Learning Outcomes (LOs)

- 1 - Reads small texts with comprehension i.e., identifies main ideas, details, sequence and draws conclusions (79.43)
- 2 - Reads printed scripts on the classroom walls: poems, posters, charts etc. (83.73)